

Scaled data based on original data using
LM-79-08 Approved Method: Electrical and Photometric Measurements of Solid-
State Lighting Products

Test Report Prepared for
Cooper Lighting Solutions
(formerly Eaton)

Brand: McGRAW-EDISON

Report Number: P385927

Luminaire Tested: **GWC-SA1C-730-U-T4FT**

Issue Date: 3/3/2020

Test Information

Test Method: LM-79-08
Report Number: P385927
TEST IS SCALED FROM IESNA LM-79-08 TEST DATA (G2-1903-205-16)
Test Lab: INNOVATION CENTER
Issue Date: 3/3/2020
Manufacturer: COOPER LIGHTING SOLUTIONS (FORMERLY EATON)
Product Line: MCGRAW-EDISON
Catalog Number: GWC-SA1C-730-U-T4FT
Description: GALLEON WALL LUMINAIRE
(1) 70 CRI, 3000K, 1050mA LIGHTSQUARE WITH 16 LEDS AND TYPE IV FORWARD
THROW OPTICS
Light Source: -
Ballast/Driver: ELECTRONIC DRIVER

Summary

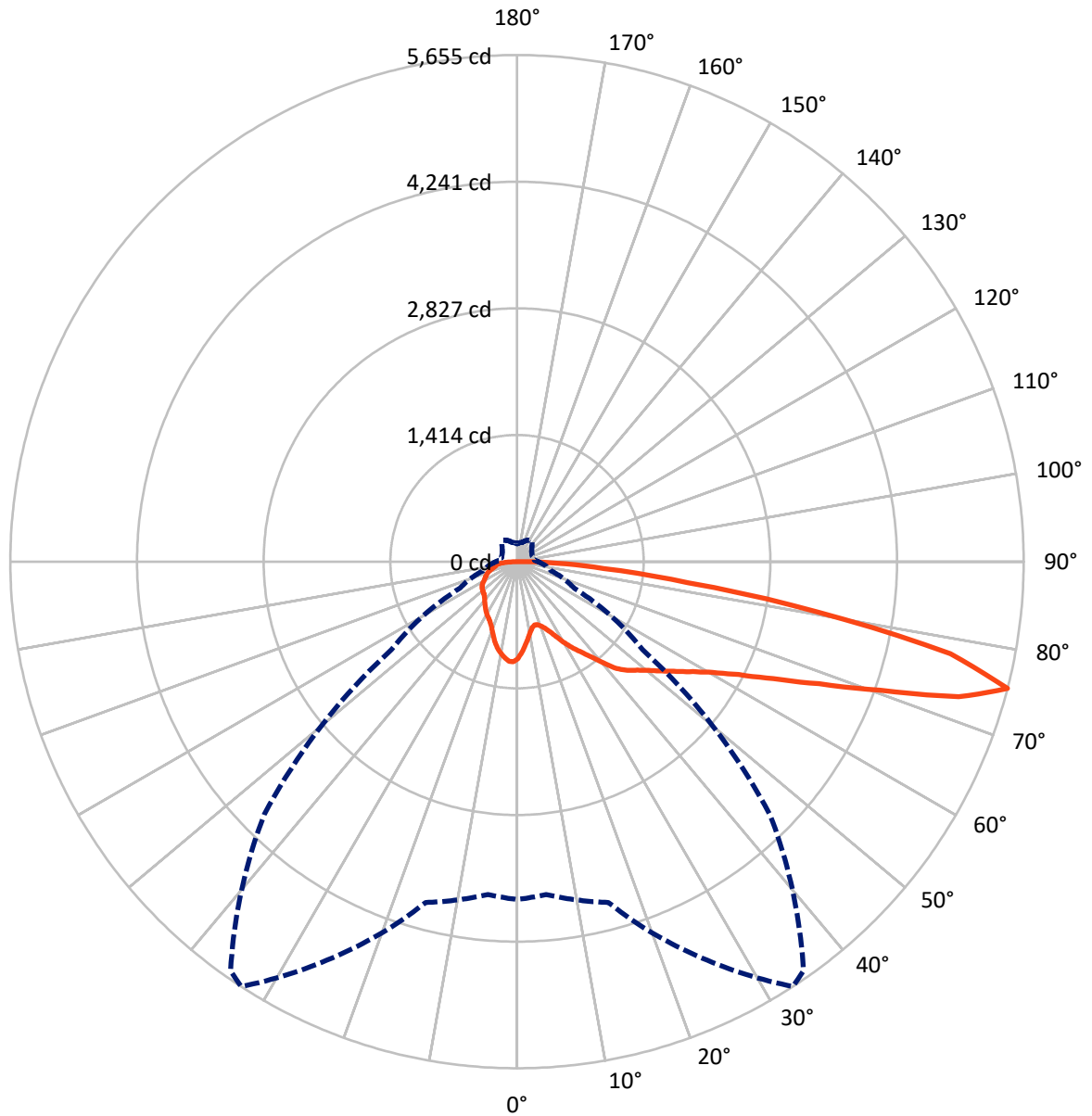
Lumens per Lamp: N/A
Luminaire Lumens: 6920 lumens
Efficiency: N/A
Efficacy: 117.3 lumens/watt
Luminous Opening: Rectangular (W 0.5' x L: 0.5' x H: 0')
IES Classification: Type IV - Short
BUG Rating: B1 - U0 - G2

Input Watts (W): 59
Input Voltage (V): NR
Input Current (Ain): NR
Voltage Rise (V): NR
Power Factor: NR
Total Harmonic Distortion (THDi): NR
Frequency (hertz): 60
Stabilization Time: NR
Operation Time: NR
Ambient Temperature (°C): NR
Test Distance: 24 FT



REPORT NUMBER: P385927
CATALOG NUMBER: GWC-SA1C-730-U-T4FT

Luminous Intensity Polar Plot



— Vertical Plane Through 33-Deg Lateral - - - Horizontal Cone Through 75-Deg Vertical



REPORT NUMBER: P385927

CATALOG NUMBER: GWC-SA1C-730-U-T4FT

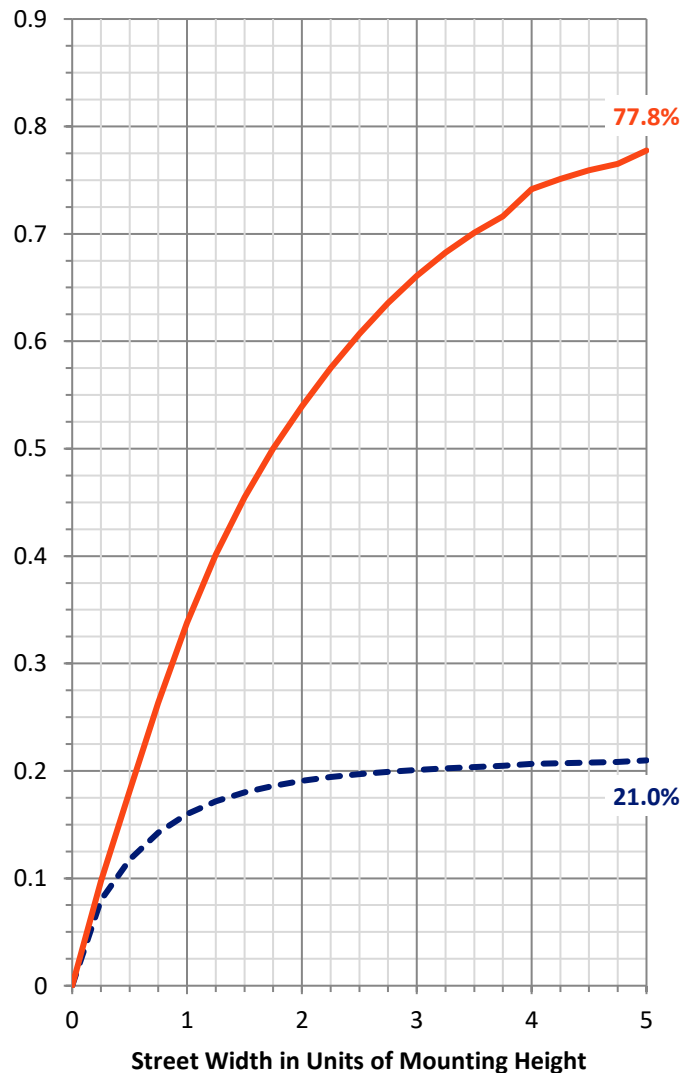
FLUX DISTRIBUTION:

		Downward	Upward	Total
House Side	Lumens	1485.9	0.0	1485.9
	% Fixture	21.5	0.0	21.5
Street Side	Lumens	5434.1	0.0	5434.1
	% Fixture	78.5	0.0	78.5
Total	Lumens	6920.0	0.0	6920.0
	% Fixture	100.0	0.0	100.0

Coefficient of Utilization

ZONAL LUMENS:

Zone	Lumens	% Fixture
0°-10°	97.8	1.4
10°-20°	264.9	3.8
20°-30°	432.7	6.3
30°-40°	644.4	9.3
40°-50°	924.2	13.4
50°-60°	1268.8	18.3
60°-70°	1588.5	23.0
70°-80°	1437.0	20.8
80°-90°	261.8	3.8
90°-100°	0.0	0.0
100°-110°	0.0	0.0
110°-120°	0.0	0.0
120°-130°	0.0	0.0
130°-140°	0.0	0.0
140°-150°	0.0	0.0
150°-160°	0.0	0.0
160°-170°	0.0	0.0
170°-180°	0.0	0.0
0°-90°	6920.0	100.0
0°-180°	6920.0	100.0



REPORT NUMBER: P385927

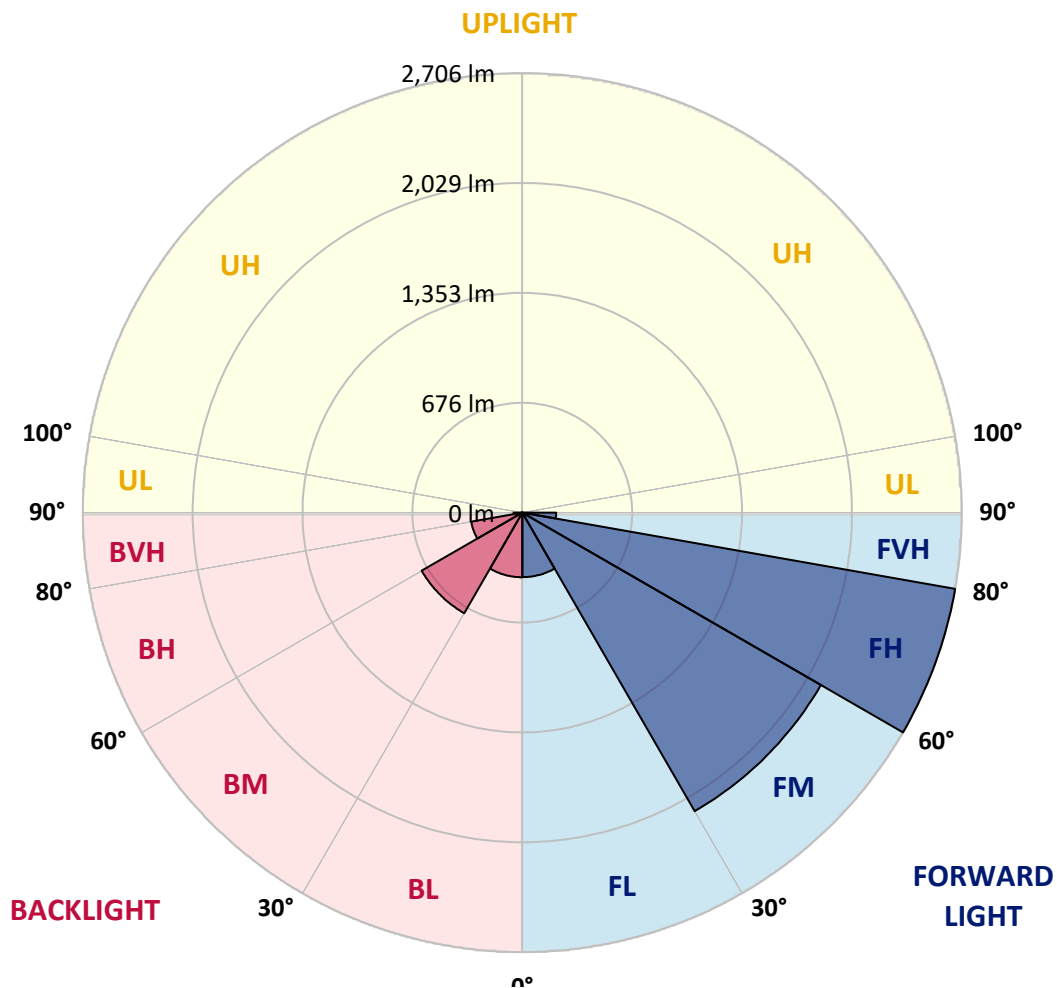
CATALOG NUMBER: GWC-SA1C-730-U-T4FT

LUMINAIRE CLASSIFICATION SYSTEM LUMEN TABLE AND BUG RATING:

Zone	Lumens	% Fixture	Zone Rating/Lumen Limit		
			B	U	G
FL (0°-30°)	397.4	5.7			
FM (30°-60°)	2122.2	30.7			
FH (60°-80°)	2706.0	39.1			G2/5000
FVH (80°-90°)	208.5	3.0			G2/225
BL (0°-30°)	398.0	5.8	B1/500		
BM (30°-60°)	715.1	10.3	B1/1000		
BH (60°-80°)	319.5	4.6	B1/500		G1/500
BVH (80°-90°)	53.3	0.8			G1/100
UL (90°-100°)	0.0	0.0		U0/0	
UH (100°-180°)	0.0	0.0		U0/0	

BUG Rating: B1-U0-G2

Type IV Short





REPORT NUMBER: P385927
 CATALOG NUMBER: GWC-SA1C-730-U-T4FT

CANDELA DISTRIBUTION (FULL):

	0°	5°	15°	25°	33°	35°	45°	55°	65°	75°	85°
0°	1081.6	1081.6	1081.6	1081.6	1081.6	1081.6	1081.6	1081.6	1081.6	1081.6	1081.6
2.5°	1004.4	1000.6	1007.8	1008.7	1014.9	1017.3	1025.9	1039.3	1050.3	1063.0	1074.5
5°	913.4	910.7	920.8	927.9	941.6	947.3	967.6	996.1	1021.4	1050.1	1076.1
7.5°	826.8	825.4	836.6	852.9	868.7	876.5	911.7	953.0	995.3	1041.7	1081.6
10°	753.9	753.4	764.2	780.2	803.4	812.2	857.7	912.2	971.4	1035.3	1091.0
12.5°	713.0	714.7	719.7	733.1	754.6	763.5	813.9	878.0	951.4	1033.1	1104.6
15°	723.1	725.7	717.1	716.6	731.9	738.9	786.2	853.6	937.0	1036.7	1124.4
17.5°	765.9	766.3	743.6	729.3	738.6	742.2	777.6	839.7	928.7	1044.8	1149.3
20°	826.1	824.9	784.8	760.8	765.9	766.8	789.8	840.0	927.9	1058.9	1181.6
22.5°	905.9	897.1	843.1	810.6	809.4	807.9	821.1	857.7	938.5	1081.9	1220.0
25°	1010.2	1001.8	927.5	883.0	873.4	869.8	871.8	895.4	959.2	1106.5	1263.1
27.5°	1126.1	1111.5	1039.8	976.9	957.1	952.1	940.6	948.7	982.0	1130.2	1314.2
30°	1223.1	1215.3	1152.6	1078.0	1054.6	1047.5	1017.3	1008.5	1014.7	1162.4	1378.8
32.5°	1277.4	1272.1	1234.1	1173.9	1152.2	1142.1	1099.6	1081.9	1067.3	1213.3	1466.2
35°	1343.1	1339.8	1316.8	1273.1	1240.8	1230.3	1197.3	1178.9	1141.4	1283.4	1579.3
37.5°	1426.8	1423.2	1423.7	1388.3	1349.8	1340.0	1318.3	1298.9	1237.5	1375.4	1702.2
40°	1521.5	1514.5	1511.9	1510.2	1485.8	1480.3	1468.9	1442.6	1358.0	1485.4	1823.4
42.5°	1663.9	1639.3	1586.7	1606.6	1630.7	1627.8	1637.2	1599.4	1491.8	1615.4	1941.7
45°	1801.4	1761.0	1670.1	1674.4	1727.3	1743.3	1813.1	1786.3	1636.9	1757.9	2064.1
47.5°	1864.0	1833.4	1756.2	1756.4	1808.8	1842.0	1995.0	1975.9	1789.4	1919.7	2213.5
50°	1934.0	1903.4	1834.1	1860.2	1905.8	1941.2	2170.7	2160.9	1934.5	2096.8	2392.5
52.5°	2010.5	1958.7	1914.7	1961.3	2025.3	2066.5	2346.6	2319.8	2067.7	2275.1	2598.3
55°	2011.5	1997.4	2030.8	2065.0	2160.9	2211.3	2530.9	2460.2	2176.2	2450.4	2765.9
57.5°	2126.0	2103.0	2174.0	2189.8	2315.1	2371.9	2714.2	2582.3	2286.6	2584.7	2856.2
60°	2277.5	2257.9	2316.0	2357.6	2505.8	2581.8	2910.0	2707.8	2373.4	2686.0	2851.9
62.5°	2539.3	2517.0	2516.3	2574.6	2774.2	2862.7	3129.7	2830.9	2407.8	2706.1	2730.3
65°	2922.4	2887.1	2820.4	2848.1	3145.0	3233.2	3375.2	2920.1	2362.4	2598.6	2416.9
67.5°	3295.3	3294.1	3212.2	3269.0	3634.5	3705.3	3654.8	2928.9	2220.6	2224.0	1860.9
70°	3667.0	3671.8	3658.0	3855.9	4295.9	4369.6	3952.7	2810.1	1902.0	1606.1	1114.9
72.5°	3961.5	3960.3	4030.1	4540.5	5154.3	5137.8	4203.7	2450.1	1365.6	867.0	532.8
75°	3770.8	3729.2	3937.2	4879.4	5654.6	5574.1	3990.2	1709.1	708.7	394.6	286.8
77.5°	2459.4	2498.9	2804.1	4030.9	4946.1	4848.1	2927.5	797.4	333.9	258.9	208.0
80°	890.6	932.2	1313.0	2283.3	3407.7	3391.7	1441.6	327.7	225.9	195.5	151.5
82.5°	306.4	321.7	518.0	1014.0	1924.0	1995.7	542.4	186.2	164.2	138.6	103.7
85°	120.2	137.7	236.9	487.9	970.5	977.7	219.7	111.4	114.3	90.8	56.9
87.5°	45.7	55.5	113.3	226.6	443.2	407.1	78.6	53.1	65.0	54.0	27.0
90°	0.0	0.0	0.0	0.0	0.0	0.0	0.0	0.0	0.0	0.0	0.0



REPORT NUMBER: P385927
 CATALOG NUMBER: GWC-SA1C-730-U-T4FT

CANDELA DISTRIBUTION (continued):

	90°	95°	105°	115°	125°	135°	145°	155°	165°	175°	180°
0°	1081.6	1081.6	1081.6	1081.6	1081.6	1081.6	1081.6	1081.6	1081.6	1081.6	1081.6
2.5°	1083.3	1088.3	1098.8	1106.0	1113.7	1115.8	1116.8	1118.7	1120.6	1119.9	1120.1
5°	1090.0	1099.8	1116.8	1123.9	1127.3	1123.5	1116.1	1110.1	1105.8	1103.4	1102.7
7.5°	1101.0	1114.9	1133.0	1131.8	1124.2	1107.2	1088.1	1073.7	1061.8	1057.5	1055.1
10°	1115.6	1131.8	1144.5	1130.9	1108.6	1079.2	1050.6	1028.3	1010.4	1003.5	1002.3
12.5°	1134.2	1150.7	1153.1	1124.2	1087.4	1047.2	1008.3	978.8	952.1	943.5	941.6
15°	1158.4	1173.9	1159.1	1112.5	1061.1	1007.1	956.6	916.7	888.5	878.0	874.2
17.5°	1183.7	1198.5	1160.3	1093.1	1026.7	959.5	896.1	855.3	823.0	810.8	809.4
20°	1214.1	1220.8	1155.3	1065.4	979.3	897.8	831.1	792.6	775.4	766.8	765.9
22.5°	1251.6	1244.4	1143.8	1027.9	919.3	826.6	772.3	754.4	750.1	748.2	748.9
25°	1291.3	1269.3	1126.8	978.8	843.6	755.4	729.3	734.3	740.1	739.3	739.3
27.5°	1335.0	1294.6	1100.8	913.8	759.7	697.0	700.1	718.5	727.1	726.9	726.7
30°	1391.2	1323.3	1067.5	835.7	681.3	655.9	674.8	697.3	709.0	708.5	708.7
32.5°	1460.3	1354.9	1022.4	748.4	624.6	625.6	647.3	669.5	683.2	682.0	682.2
35°	1541.1	1390.2	961.2	662.4	587.1	601.4	618.6	634.2	647.1	645.4	643.7
37.5°	1629.0	1424.9	879.9	585.4	556.5	578.9	593.3	595.9	601.9	597.6	594.5
40°	1712.7	1451.4	775.2	522.3	525.6	559.8	569.1	558.6	547.9	546.4	542.1
42.5°	1785.6	1460.3	669.3	471.9	493.1	539.7	545.5	523.5	504.1	495.0	491.2
45°	1862.6	1463.4	570.6	429.5	461.8	521.8	528.0	498.6	471.4	451.8	445.3
47.5°	1963.2	1485.8	493.8	398.2	437.9	509.9	518.7	478.8	443.4	415.4	409.5
50°	2094.9	1530.3	431.5	374.3	422.4	502.0	512.0	459.4	420.5	386.8	380.8
52.5°	2241.2	1571.2	381.0	355.0	407.3	488.1	503.4	445.6	398.9	360.2	353.8
55°	2343.5	1539.9	340.4	334.9	387.7	468.3	491.5	433.8	368.1	334.4	328.7
57.5°	2363.1	1432.8	309.6	314.1	364.1	443.4	473.1	407.8	351.4	323.2	317.2
60°	2309.6	1283.6	286.6	295.0	338.7	412.1	438.6	389.4	335.4	311.2	306.2
62.5°	2175.0	1130.9	269.6	277.8	315.0	380.3	417.1	370.0	319.1	297.6	292.6
65°	1903.2	949.4	253.4	262.5	293.1	352.8	397.8	352.1	303.1	286.6	281.8
67.5°	1436.6	711.1	238.1	246.2	273.5	328.9	376.7	334.4	287.6	277.0	271.3
70°	845.9	445.3	220.6	229.2	252.9	304.1	354.3	315.0	268.2	263.4	256.0
72.5°	393.7	268.0	200.8	209.2	227.1	270.8	325.3	289.7	245.3	234.7	224.7
75°	235.0	196.0	177.4	184.8	197.4	235.4	289.0	263.9	223.5	209.6	199.1
77.5°	175.7	149.9	151.5	159.4	169.7	206.0	256.0	243.6	206.8	196.0	188.8
80°	126.4	113.8	123.6	132.2	142.9	187.4	245.3	225.2	186.9	172.6	165.9
82.5°	84.4	81.8	93.0	101.8	112.3	164.0	230.4	197.2	159.7	141.5	126.7
85°	46.6	49.2	62.6	66.5	75.5	115.5	188.8	158.5	120.2	96.8	92.5
87.5°	19.4	22.7	33.7	32.5	40.2	68.8	124.3	95.6	76.5	57.1	44.5
90°	0.0	0.0	0.0	0.0	0.0	0.0	0.0	0.0	0.0	0.0	0.0

Signify Classified - Internal
Cooper Lighting Solutions Photometric Lab
1121 Highway 74 South
Peachtree City, GA 30269

Scaled Data Report



Report Generated By 670245982

Signify Classified - Internal
Cooper Lighting Solutions Photometric Lab
1121 Highway 74 South
Peachtree City, GA 30269

Scaled Data Report



Signify Classified - Internal
Cooper Lighting Solutions Photometric Lab
1121 Highway 74 South
Peachtree City, GA 30269

Scaled Data Report



Signify Classified - Internal
Cooper Lighting Solutions Photometric Lab
1121 Highway 74 South
Peachtree City, GA 30269

Scaled Data Report





--- HS — SS

Signify Classified - Internal
Cooper Lighting Solutions Photometric Lab
1121 Highway 74 South
Peachtree City, GA 30269

Scaled Data Report



u

Signify Classified - Internal
Cooper Lighting Solutions Photometric Lab
1121 Highway 74 South
Peachtree City, GA 30269

Scaled Data Report



Signify Classified - Internal
Cooper Lighting Solutions Photometric Lab
1121 Highway 74 South
Peachtree City, GA 30269

Scaled Data Report



(END OF REPORT)